

DATA SHEET

DT 4.25 K

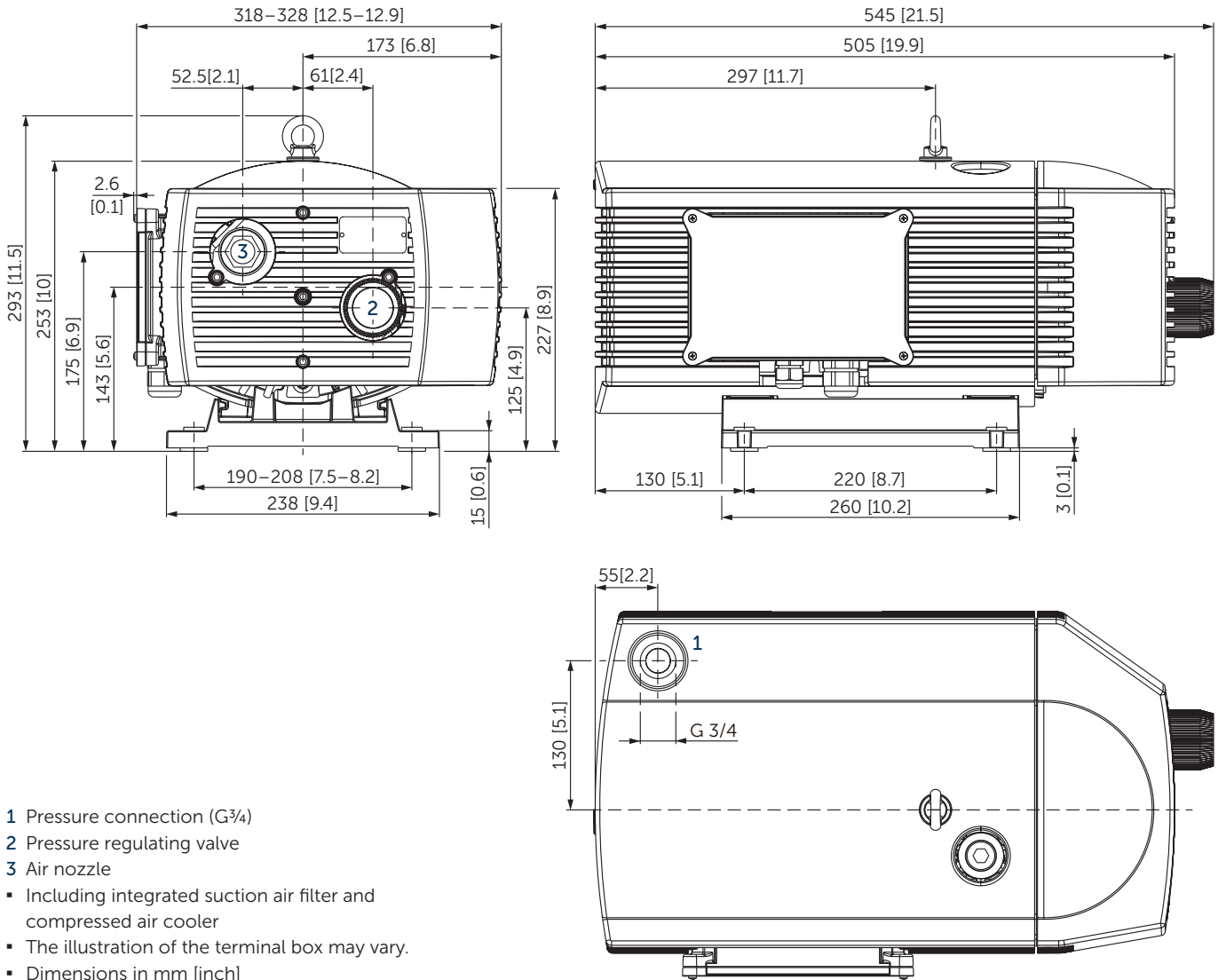
ROTARY VANE COMPRESSORS

oil-free

air-cooled

MAKE IT BECKER.





- 1 Pressure connection (G³/₄)
- 2 Pressure regulating valve
- 3 Air nozzle
 - Including integrated suction air filter and compressed air cooler
 - The illustration of the terminal box may vary.
 - Dimensions in mm [inch]

Blast air rate		Pressure relative		Emission sound pressure level ¹⁾		Weight incl. motor ²⁾
50 Hz	60 Hz	50 Hz	60 Hz	50 Hz	60 Hz	kg
25	30	+1.0	+1.0	65	67	≈36.5–39

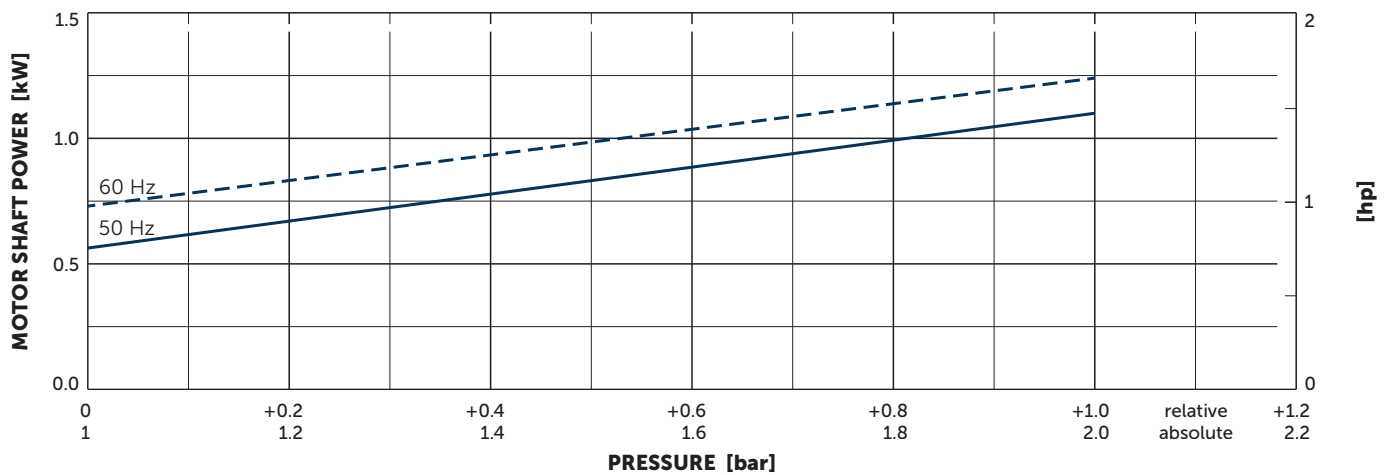
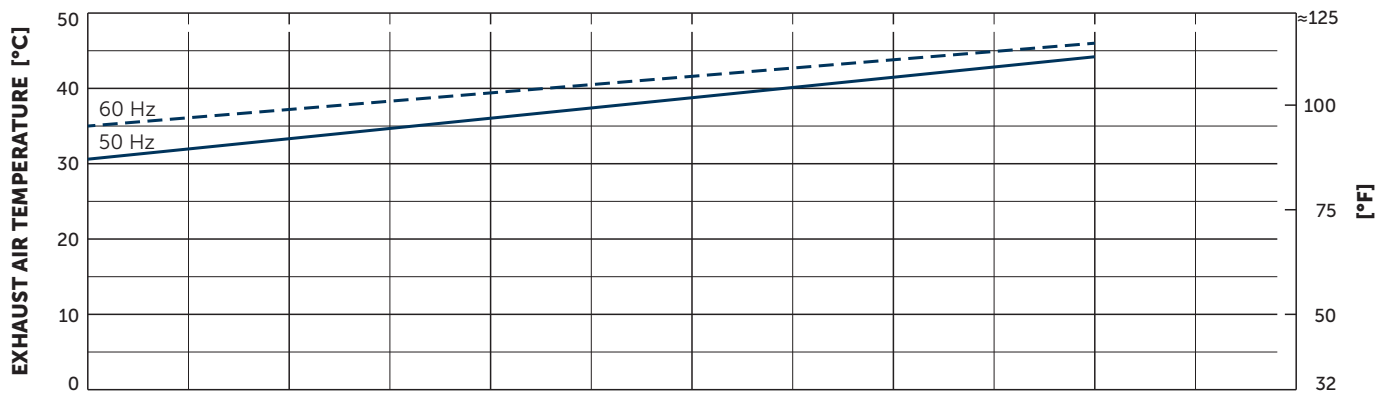
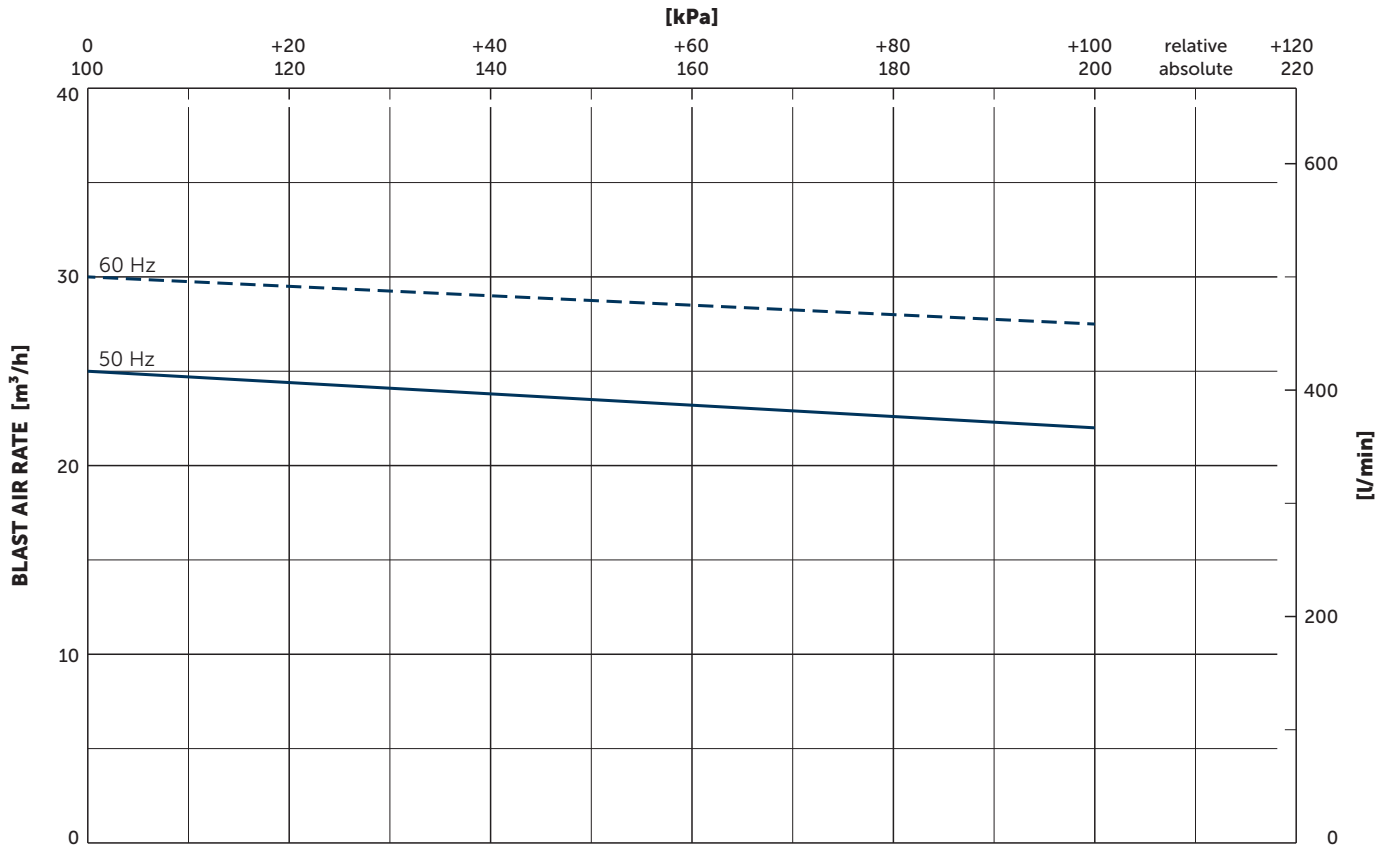
¹⁾ According to DIN EN ISO 3744 (KpA = 3 dB(A)), 1 m [39.4 inch] distance, at medium load, both connection sides piped

²⁾ Depending on the motor

3~ Motors										
#	50 Hz				60 Hz				Version	
	kW	V	rpm	A	kW	V	rpm	A		
01	1.1	Y400	IE3	1440	2.6	YY230/Y460	IE3	1735	5.0/2.5	UL (E113150) • CC046A IP55 • ISO F PTO bimetal 150°C
						YY208	IE3	1730	5.4	
						Y400		1725	2.7	
02	1.1	190–255/ 330–440		1420	4.8–5.5/ 2.8–3.2	1.3	190–290/ 330–500	1690	6.2–4.9/ 3.6–2.8	IP54 • ISO F • bimetal

1~ Motor										
#	50 Hz				60 Hz				Version	
	kW	V	rpm	A	kW	V	rpm	A		
01	1.1	230 ±10%	1350	7.6						IP54 • ISO F • bimetal
02					1.3	220–240	1740	8.6–8.35		UL • CSA IP54 • ISO F

- Current consumption and rotation speed may vary. Tolerance in each case -1.5/+2%



Reference data (atmosphere): 1000 mbar (100 kPa), 20°C (68°F)
 Tolerance: ±5%
 Air temperature: 5°C ... 45°C (41°F ... 135°F)

+ VARIANTS AND ACCESSORIES

- **DT 4.25/0-80** without compressed air cooler, maximum +0.6 bar, lower motor power and overall dimensions¹⁾
- With external suction filter¹⁾
- Sound proof box SH 19¹⁾



Example for an external suction filter



Sound proof box SH 19

¹⁾ See separate data sheet

- Possible combinations on request



MAKE IT BECKER.