

DATA SHEET

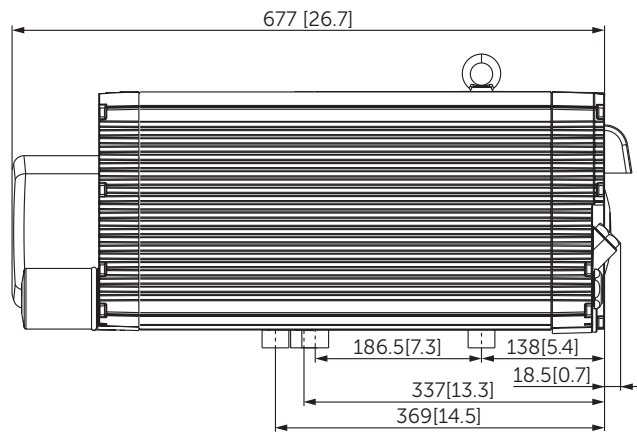
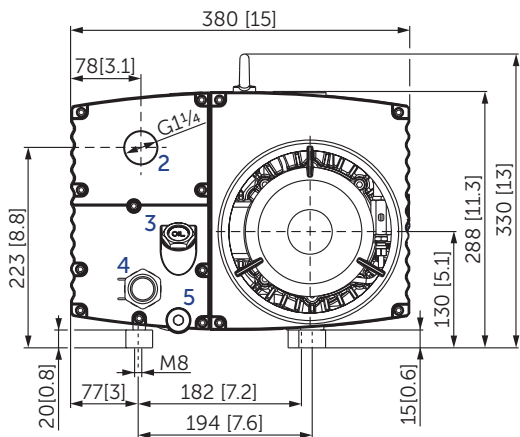
U 5.71 O₂-PACK ROTARY VANE- VACUUM PUMPS

oil-lubricated

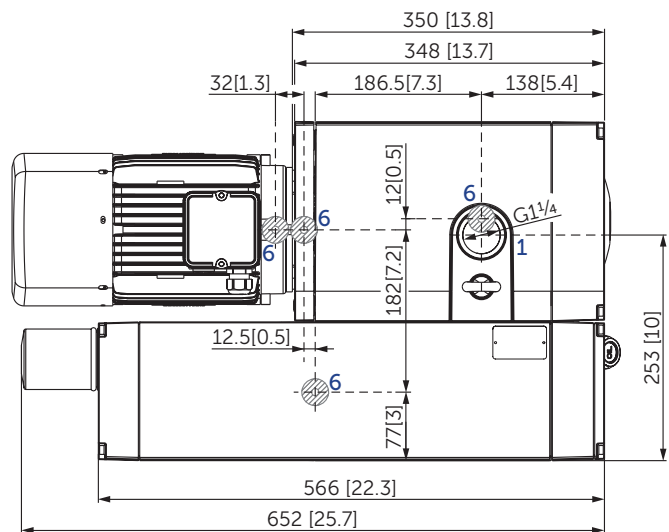
air-cooled

MAKE IT BECKER.





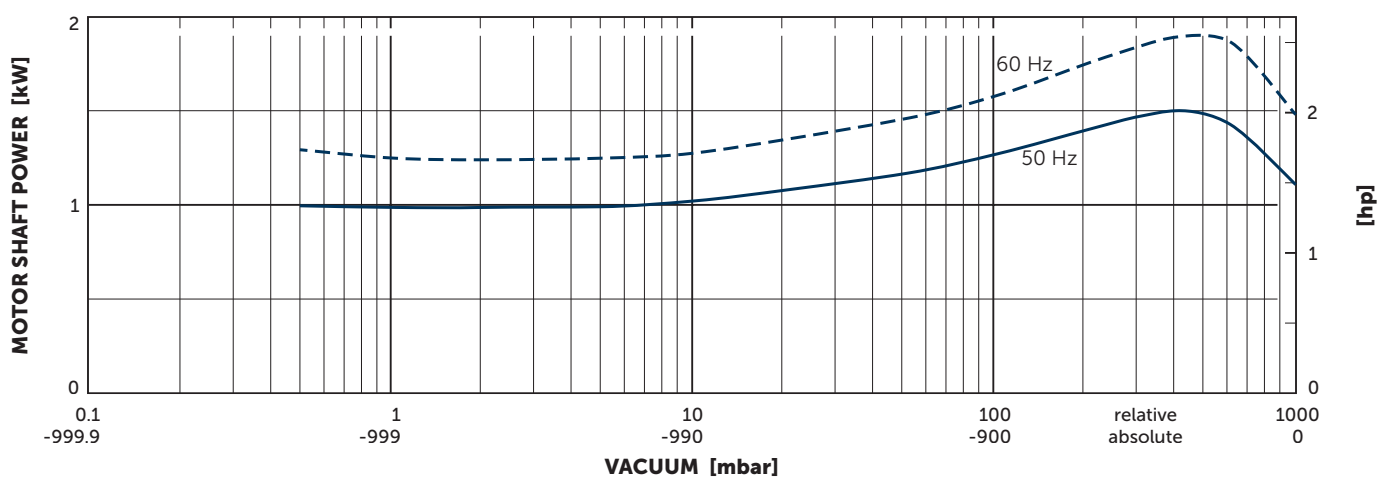
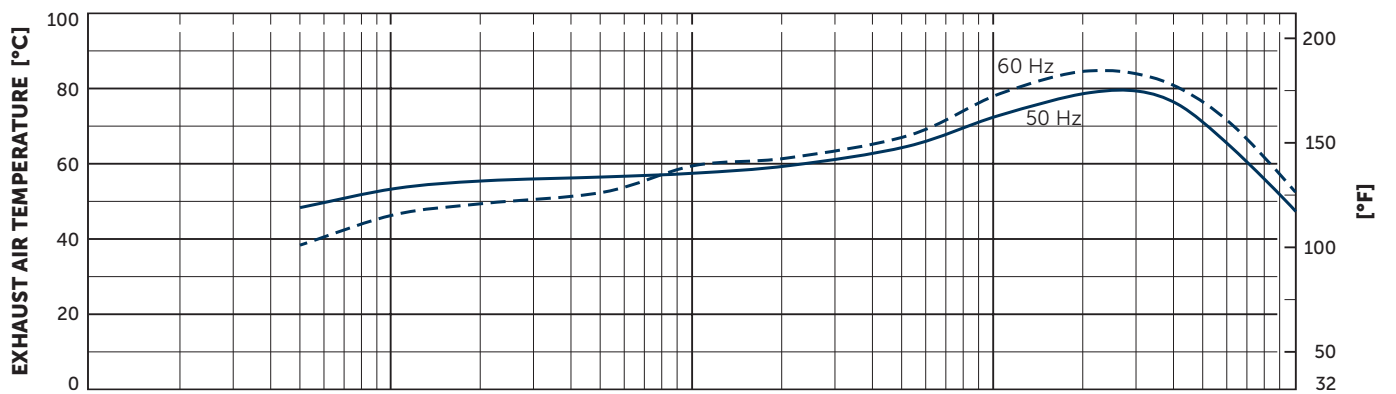
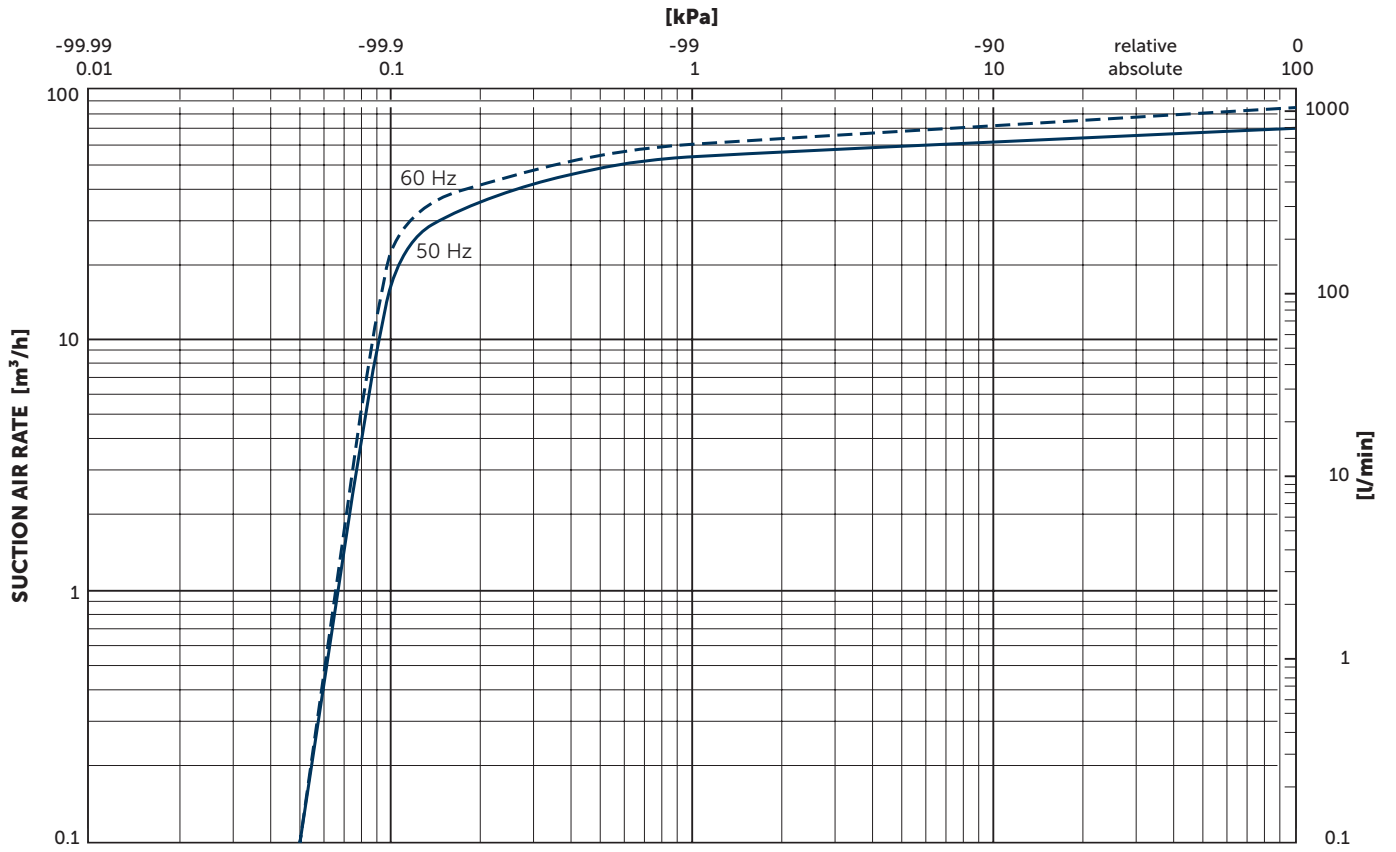
- 1 Vacuum connection (G1¹/₄)
- 2 Exhaust air connection (G1¹/₄)
- 3 Oil filler cap (G³/₄)
- 4 Oil sight glas (G1)
- 5 Screw plug for oil drain (G¹/₂)
- 6 Rubber buffer position
 - incl. gas ballast valve, non-return valve, oil separator and oil filter
 - The motor illustration may vary
 - Dimensions in mm [inch]



Nominal capacity		Vacuum absolute for continous operation		Emission sound pressure level ¹⁾		Weight incl. motor	Oil Fomblin® YL VAC 25/6
m ³ /h		mbar		dB(A)		kg	l
50 Hz	60 Hz	50 Hz	60 Hz	50 Hz	60 Hz		
70	84	<0.5–400	<0.5–400	64	67	68.5	2 (≈3.8 kg)

3~ Motors											
#	50 Hz				60 Hz				Version		
	kW	V	rpm	A	kW	V	rpm	A			
01	1.5	Δ230/Y400	IE3	1450	5.7/3.3	1.8	Δ265/Y460	IE3	1745	5.7/3.3	UL (E365362) • CSA • CC334B
							Δ230/Y400	–	1720	6.3/3.6	IP 55 • ISO F • bimetal
02						1.8	YY230/Y460	IE3	1750	7.0/3.5	UL (E365362) • CSA • CC334B
							YY208	–	1740	7.1	IP 55 • ISO F • bimetal
03	1.5	Δ200/Y350	IE3	1445	6.4/3.7	1.8	Δ200/Y380–400	IE3	1735	6.6/3.8–3.7	UL (E365362) • CSA • CC334B
							Δ200/Y350	–	1720	7.3/4.2	IP 55 • ISO F • bimetal
04						1.8	Δ400	IE3	1750	3.9/2.3	UL (E365362) • CSA • CC334B
											IP 55 • ISO F • bimetal

¹⁾ According to DIN EN ISO 11203, accuracy class of measurement: class 2, extended measurement uncertainty: 3 dB
 1 m [39.4 inch] distance, at medium load, both connection sides piped
 ▪ Gas ballast valve: water vapour tolerance max. 7 mbar; water vapour capacity max. 0.3 l/h (at 85°C operating temperature)
 ▪ Current consumption and rotation speed may vary. Tolerance in each case -1.5/+2%



Suction air rate refers to the intake pressure
 Reference data (atmosphere): 1000 mbar (100 kPa), 20°C (68°F)
 Tolerance: ±10%



MAKE IT BECKER.