

DATA SHEET

SV 201/2

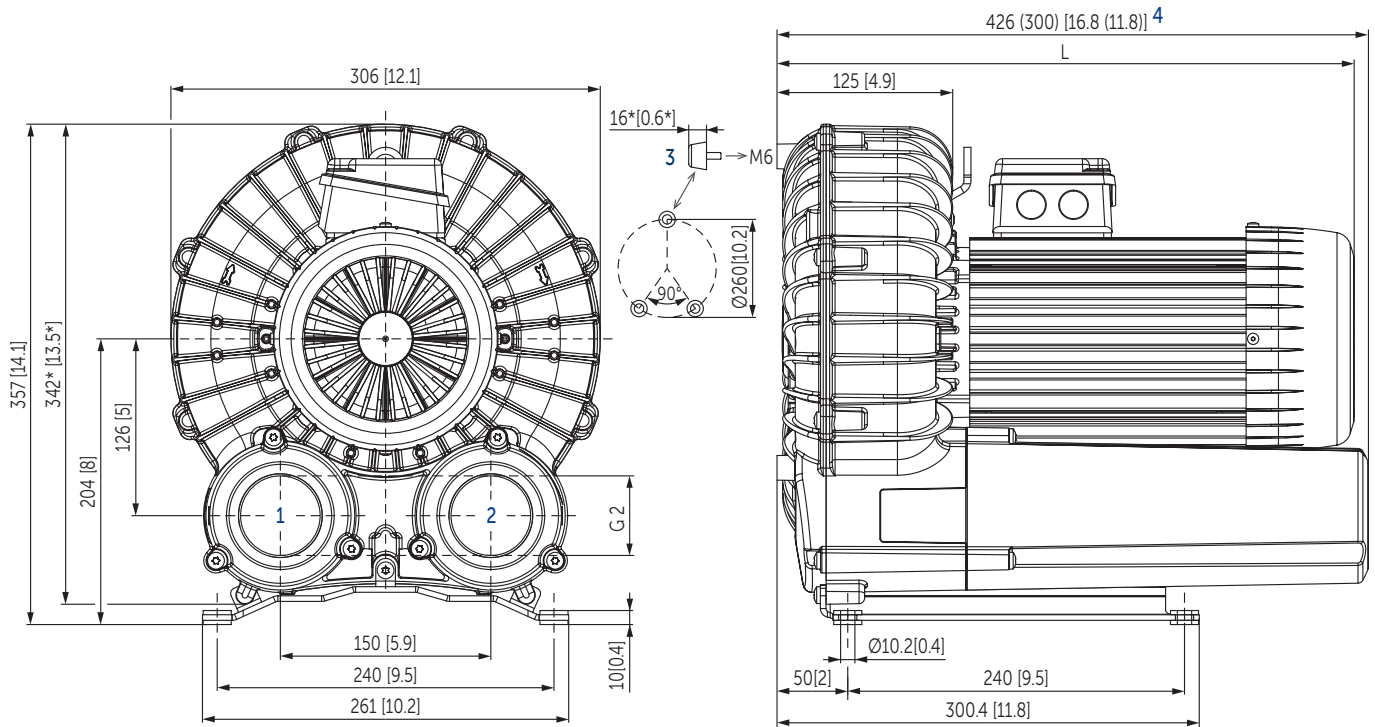
SIDE CHANNEL VACUUM PUMPS

double stage

air-cooled

MAKE IT BECKER.





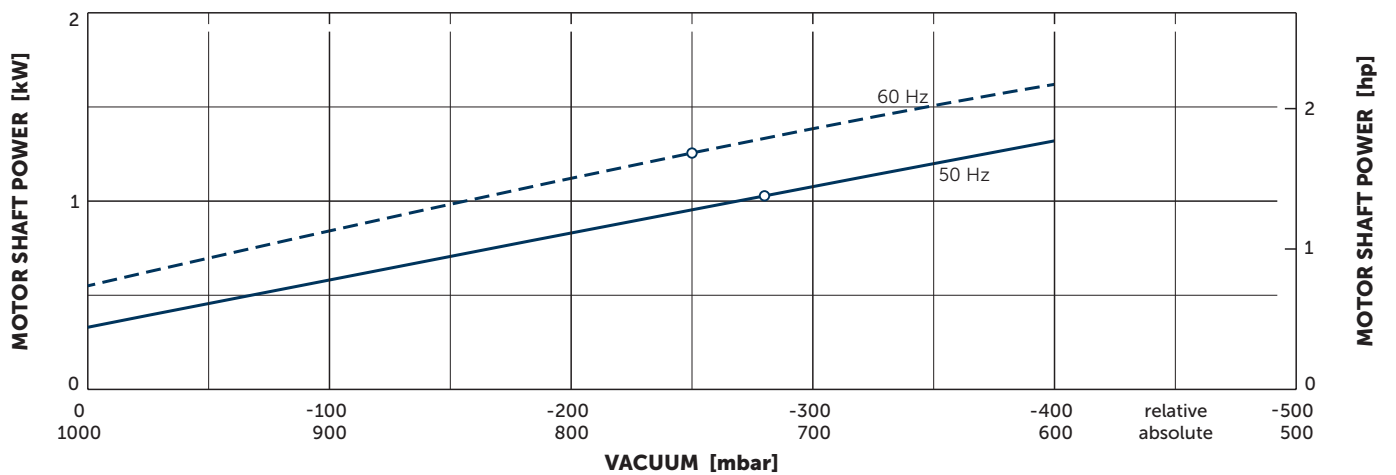
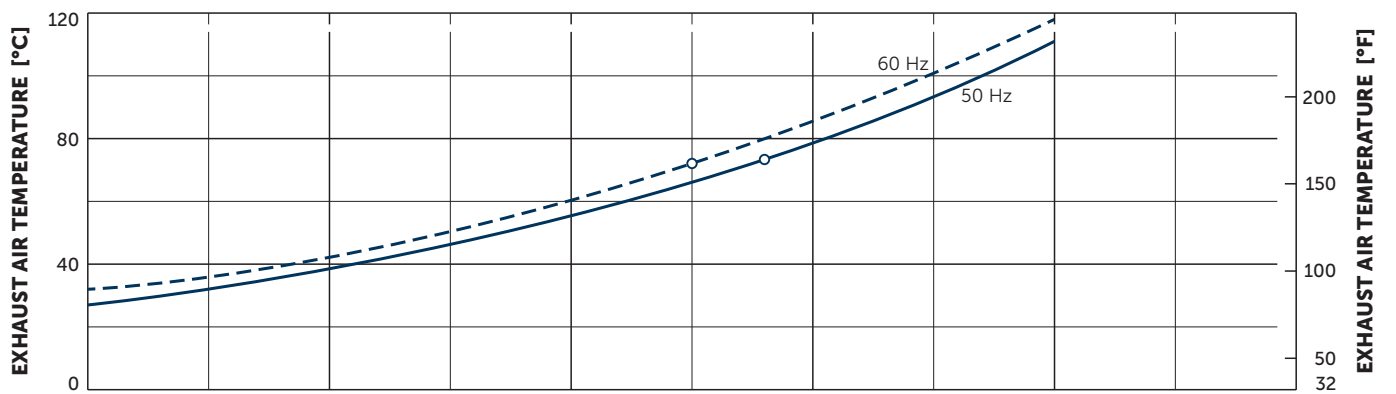
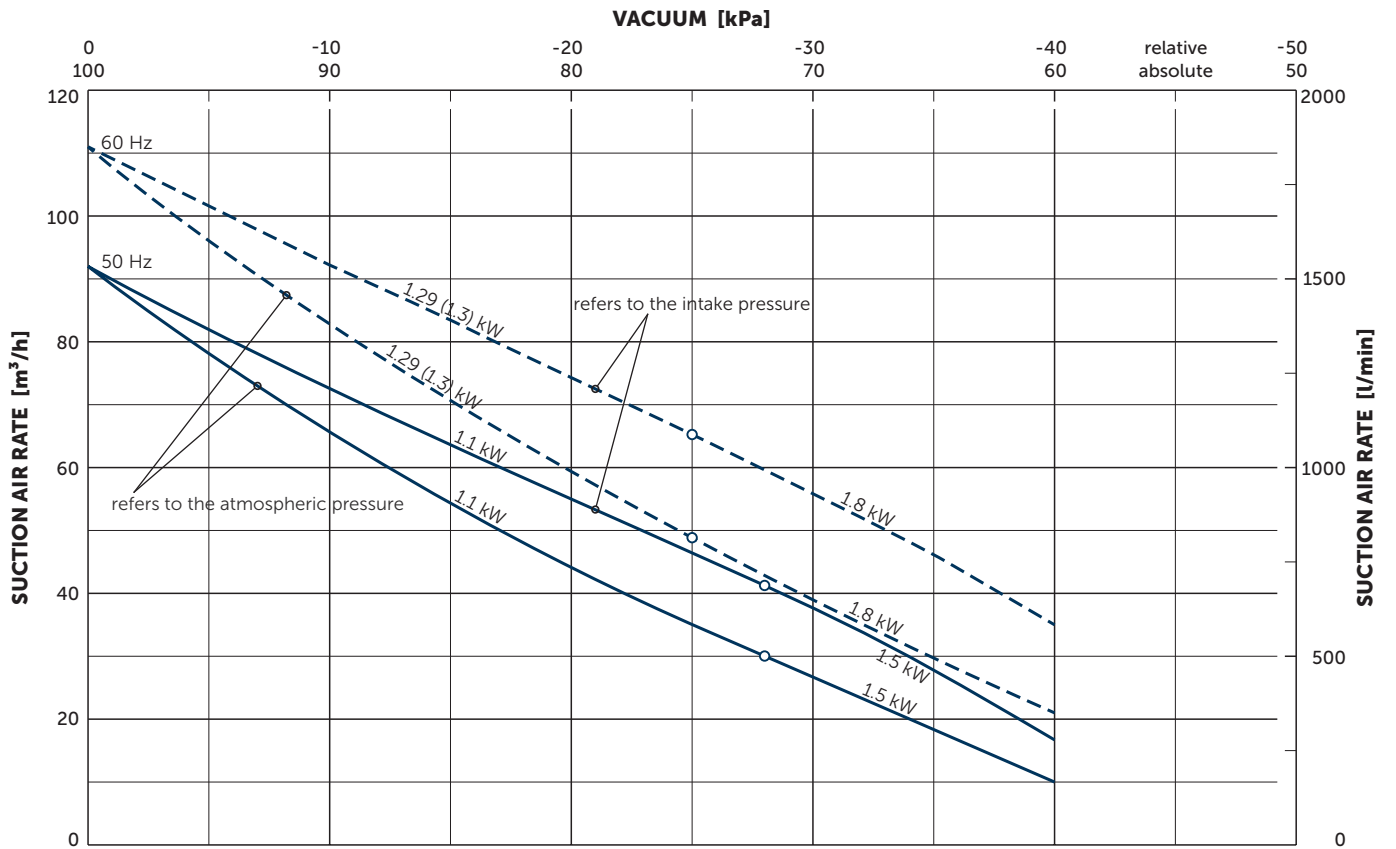
- 1 Vacuum connection (G2)
- 2 Pressure connection (G2)
- 3 Optional vibration dampers (rubber buffer) for vertical installation
- 4 Optional with shorter silencers
- * Device dimensions without pedestal under the silencer, with rubber buffers on the enclosure cover
- The motor illustration may vary
- Dimensions in mm [inch]

Suction air rate		Vacuum relative		Motors		Emission sound pressure level ¹⁾		Weight with motor	L
m ³ /h		mbar		kW		dB(A)		kg	mm [inch]
50 Hz	60 Hz	50 Hz	60 Hz	50 Hz	60 Hz	50 Hz	60 Hz		
90	110	-280	-250	1.1	1.29/1.3	65.6 (-265 mbar)	68.7 (-265 mbar)	25.5	391 [15.4]
90	110	-400	-400	1.5	1.8	65.6 (-265 mbar)	68.7 (-265 mbar)	28.5	431 [17.0]

¹⁾ According to DIN EN ISO 11203, accuracy class of measurement: class 2, extended measurement uncertainty: 3 dB
1 m [39.4 inch] distance, at medium load, both connection sides piped

3~ Motors											
#	50 Hz					60 Hz					Version
	kW	V	min ⁻¹	A	kW	V	min ⁻¹	A			
01	1.1	Δ230/Y400	IE3	2870	4.3/2.5	1.29	Δ265/Y460	IE3	3460	4.3/2.5	UL • CSA IP55 • ISO F • bimetal
							Δ230/Y400		3395	4.7/2.7	
02						1.29	YY230/Y460	IE3	3465	4.8/2.4	UL • CSA IP55 • ISO F • bimetal
							YY208/Y –		–	3430	
03	1.1	Δ200/Y350	IE3	2875	5.0/2.9	1.29	Δ220/Y380–400	IE3	3462	5.0/2.9–3.0	IP55 • ISO F • bimetal
							Δ200/Y350		3405	5.2/3.0	
04	1.5	Δ230/Y400	IE3	2900	6.6/3.8	1.8	Δ265/Y460	IE3	3490	6.4/3.7	UL • CSA IP55 • ISO F • bimetal
							Δ230/Y400		3450	6.5/3.8	
05						1.8	YY230/Y460	IE3	3490	6.9/3.45	UL(E235514) • CSA • CC(329B) IP55 • ISO F • bimetal
							YY208/Y –		–	3470	
06	1.5	Δ200/Y350	IE3	2905	7.4/4.3	1.8	Δ220/Y380–400	IE3	3480	7.2/4.3–4.2	IP55 • ISO F • bimetal
							Δ200/Y350		3450	7.2/4.2	

1~ Motors										
#	50 Hz				60 Hz				Version	
	kW	V	min ⁻¹	A	kW	V	min ⁻¹	A		
07	1.1	230	2855	6.7	1.3	230	3375	7.9	UL • CSA IP55 • ISO F • bimetal	
08	1.5	230	2860	8.9	1.8	230	3350	11.0	UL • CSA IP55 • ISO F • bimetal	



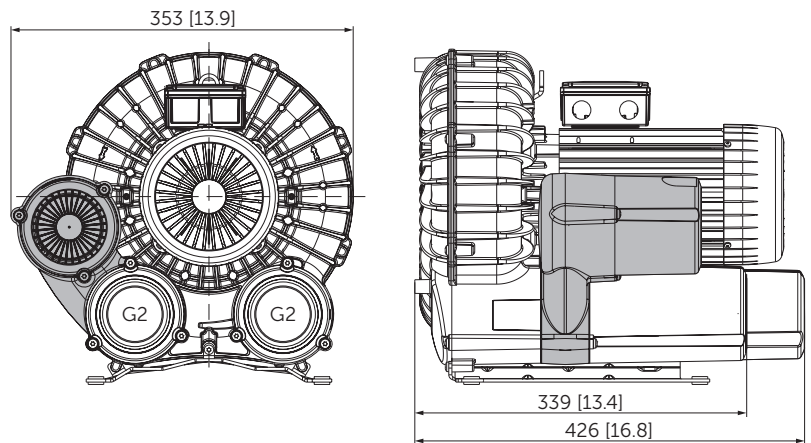
Reference data (atmosphere): 1000 mbar (100 kPa), 20°C (68°F)

Tolerance: ±10%

Temperature: Inlet air 0°C ... 40°C (32°F ... 104°F), Ambient air 3~ -10°C ... 40°C (14°F ... 104°F), Ambient air 1~ 15°C ... 40°C (59°F ... 104°F)

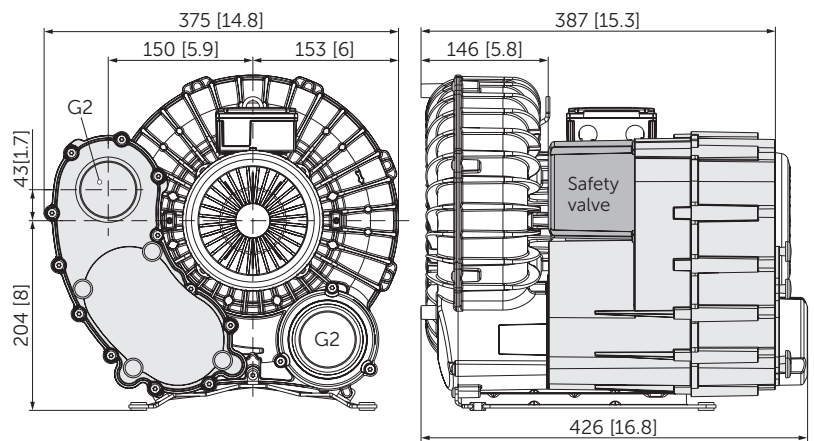
+ VARIANTS AND ACCESSORIES

VACUUM SAFETY VALVE



SUCTION FILTER

- Vacuum-sealed filter housing
- Paper or polyester insert
- Can be combined with vacuum safety valve

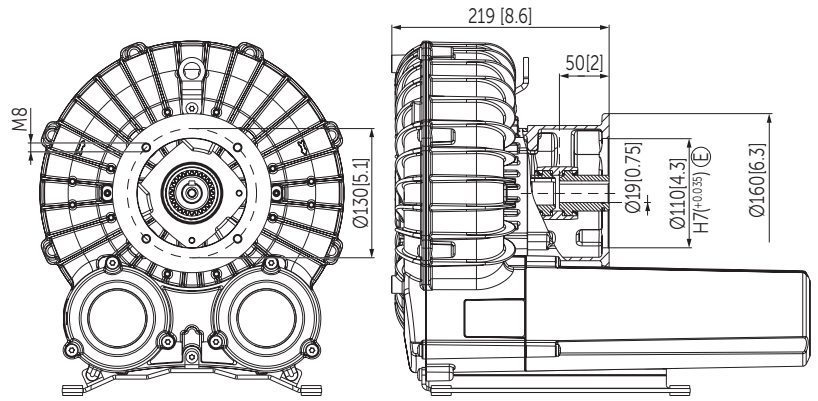


¹⁾ See separate data sheet

- Dimensions in mm [inch] – For other dimensions, see the figure on page 2.
- Possible combinations on request

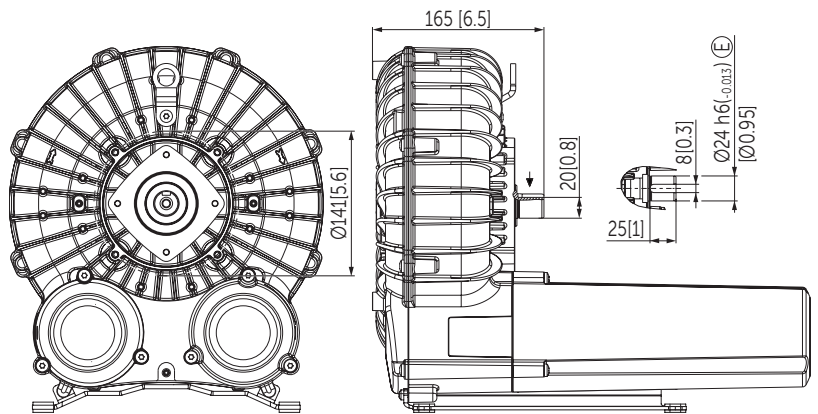
WITHOUT MOTOR

- With coupling for flange motor
- The motor must be supported!



WITHOUT MOTOR

- With free shaft end
- Max. 5600 rpm with V-belt pulley
- Possible performance data see VARI AIR SV 201/2 ¹⁾



OTHER VARIANTS AND ACCESSORIES

- With increased corrosion protection
- VARI AIR SV 201/2 with frequency inverter VAU4/4 for 100 Hz operation ¹⁾
- Sound proof box SH 18 ¹⁾



Sound proof box SH 18

¹⁾ See separate data sheet
 ▪ Dimensions in mm [inch] – For other dimensions, see the figure on page 2.
 ▪ Possible combinations on request



MAKE IT BECKER.