


DATA SHEET

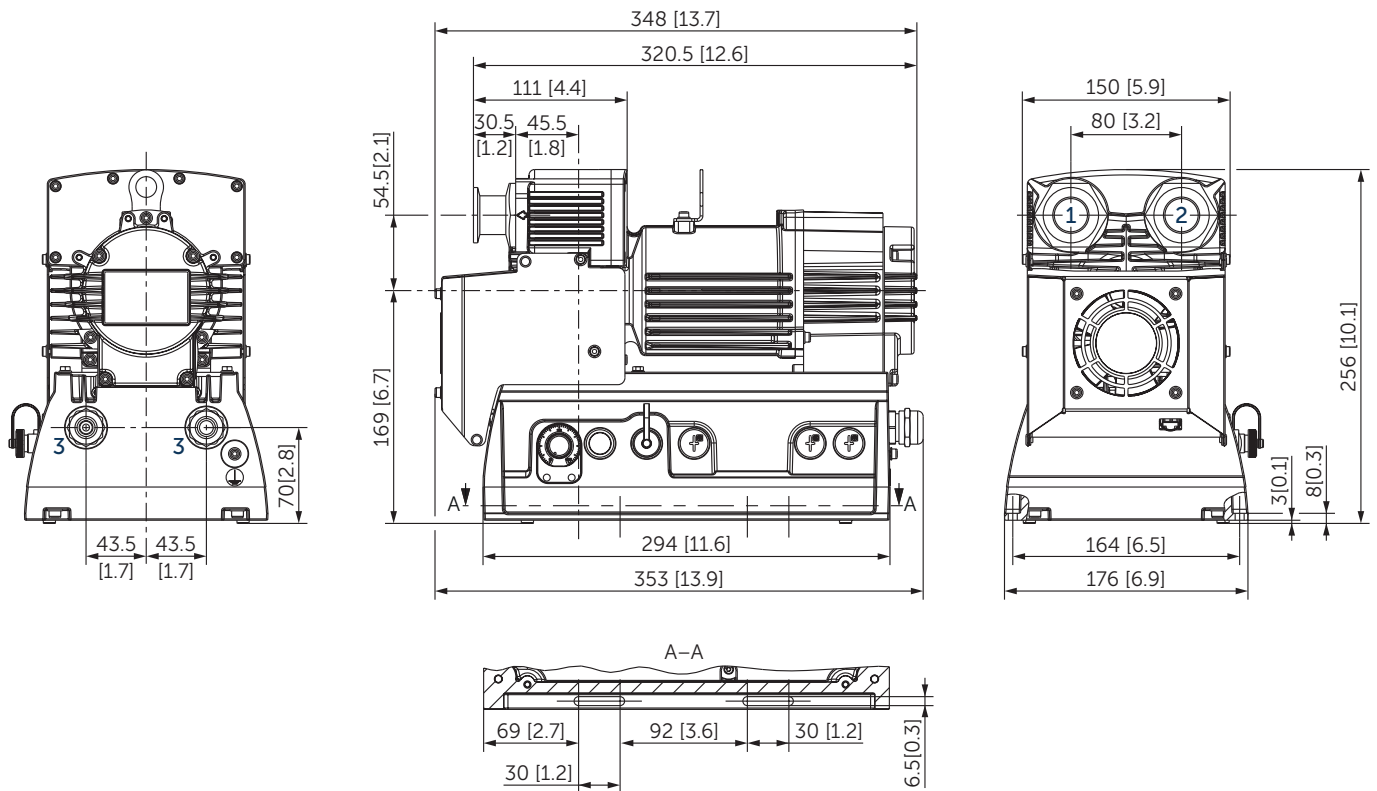
VASF 2.50/1-1.ACXXX

SIDE CHANNEL BLOWERS

single stage, air-cooled, gas-tight
VARIAIR frequency inverter

MAKE IT BECKER.





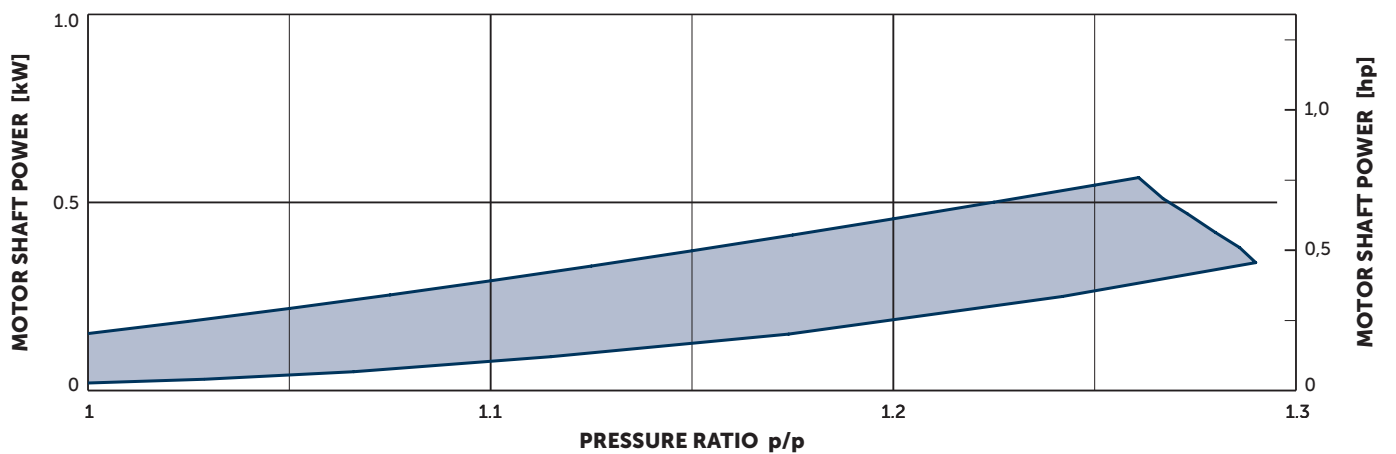
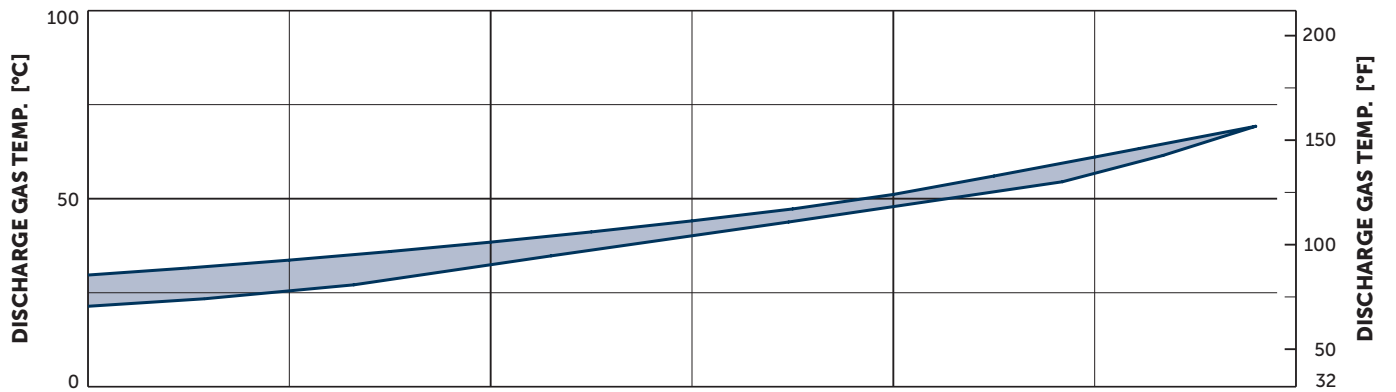
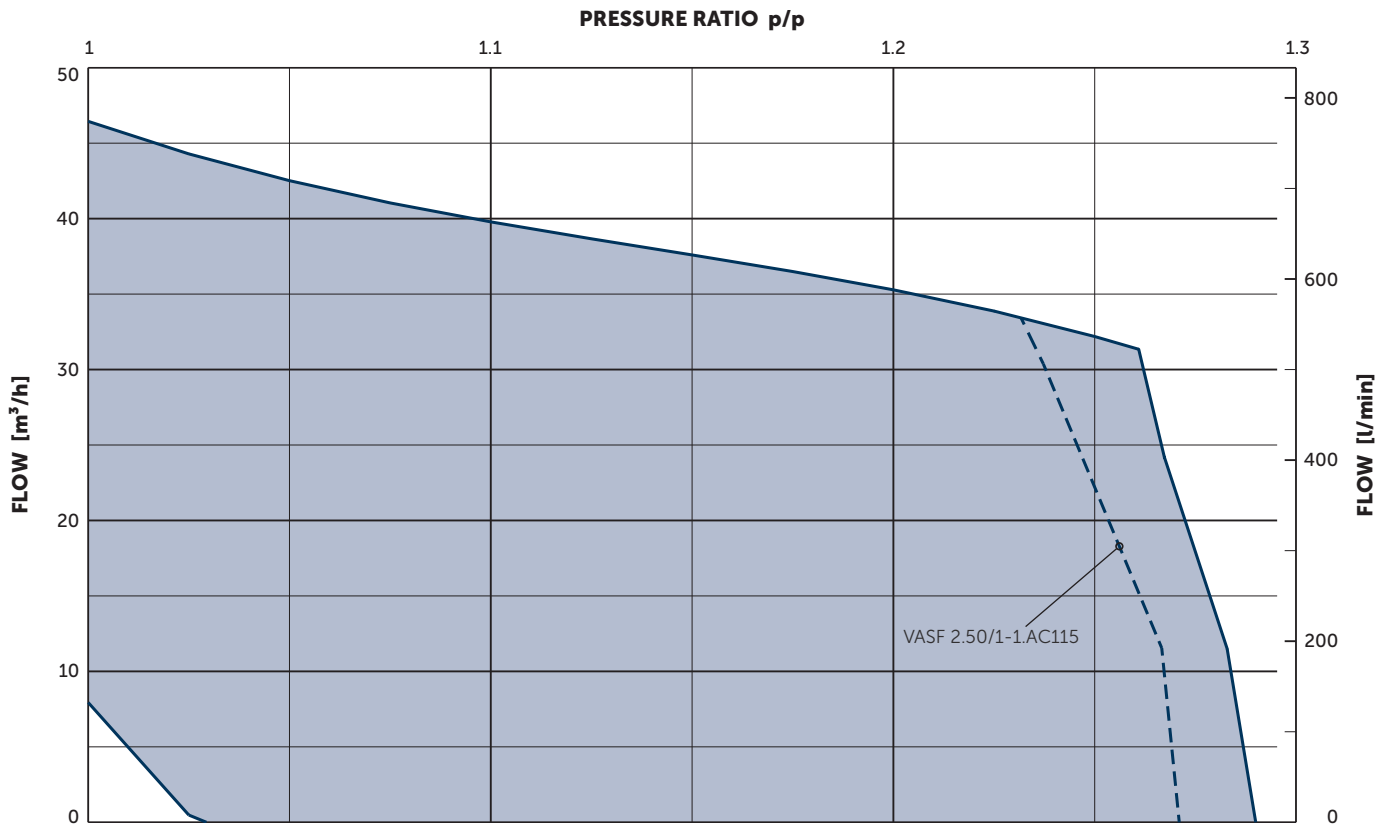
- 1 Vacuum connection DN 25 ISO-KF (DIN 28403)
- 2 Pressure connection DN 25 ISO-KF (DIN 28403)
- 3 SKINTOP MS-SC-M20x1.5 / Clamping range \varnothing 7–13 mm [0.3–0.5 inch]
- Dimensions in mm [inch]

VASF 2.50/1	Flow ¹⁾	Pressure ratio p/p^1	Frequency	Emission sound pressure level ²⁾	Weight		
	m ³ /h max.	max.	Hz	dB(A)	kg		A max.
-1.AC230	47	1.29	50–300	59	11.5	0.65 kW AC 1~ 200 V -10% ... 230 V +10% 50/60 Hz	6
-1.AC115	47	1.27	50–300	59	11.5	0.60 kW AC 1~ 100 V -10% ... 115 V +10% 50/60 Hz	10

▪ VASF 2.50/1–1.ACXXX gas-tight: leakage rate $<1 \times 10^{-5}$ mbar l/s ($<1 \times 10^{-6}$ Pa m³/s) measured with a helium leak detector, integral for the complete unit

¹⁾ Measured for air at reference data

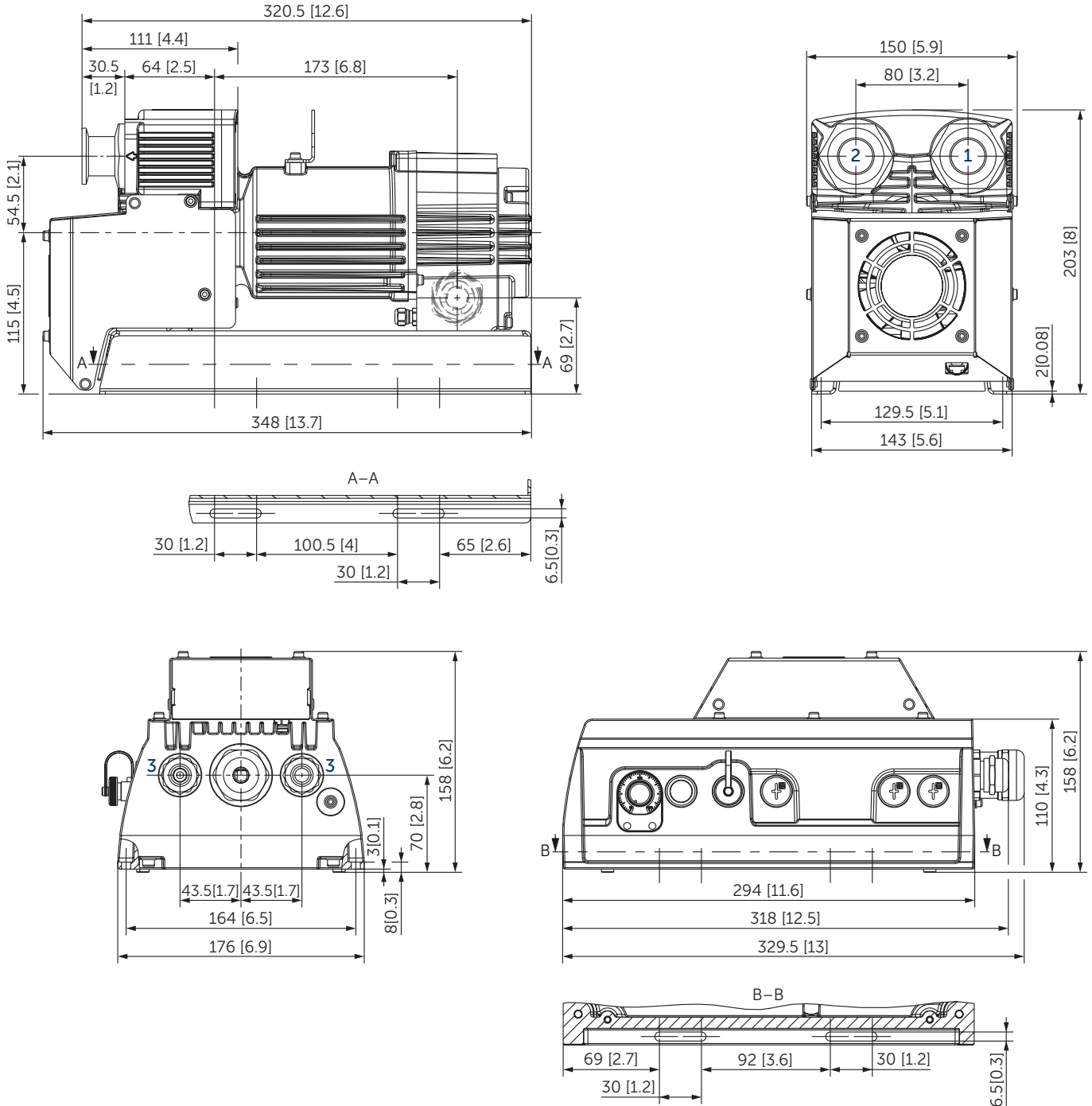
²⁾ According to DIN EN ISO 11203, accuracy class of measurement: class 2, extended measurement uncertainty: 3 dB
1 m [39.4 inch] distance, at medium load, both connection sides piped, suction side unloaded



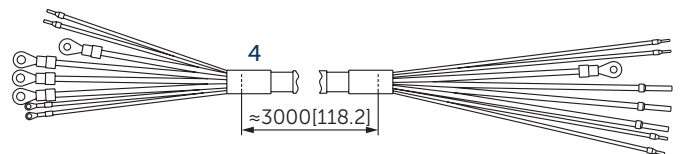
Reference data (atmosphere): 1000 mbar (100 kPa), 20°C (68°F)
 Tolerance: $\pm 10\%$
 Measured for air (deviating characteristics for inert gases)
 Max. ambient temperature: $\leq 45^{\circ}C$ ($\leq 113^{\circ}F$)

+ VARIANTS AND ACCESSORIES

EXTERNAL VARIAIR FREQUENCY INVERTER



- 1 Vacuum connection DN 25 ISO-KF (DIN 28403)
 - 2 Pressure connection DN 25 ISO-KF (DIN 28403)
 - 3 SKINTOP MS-SC-M20x1.5
clamping range \varnothing 7–13 mm [0.3–0.5 inch]
 - 4 Accessory: Cable WN211-264 (no. 74202640000)
- Dimensions in mm [inch]





MAKE IT BECKER.